

Commercial Sectional Steel Doors

H-400U

26 Gauge

1 3/4" Sections

Energy efficiency and Durability

Hörmann commercial steel doors are available in a wide range of styles, sizes and design options. Sophisticated engineering and state-of-the-art manufacturing provide the basis for durable, reliable and long-lasting quality products.

H-400U doors offer 1-3/4" thick two sided steel ribbed sections and CFC free polyurethane insulation with an R value of 16.4 for exceptional energy efficiency and structural integrity.

R-VALUE 16.4



H-400U three layer construction with polyurethane insulation



Energy Efficiency



Thermal Break

The top and bottom of each section has a 1/8" gap between the two steel joints which provides a thermal break.

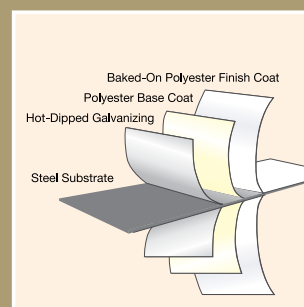
Insulation

Polyurethane insulation is a two component bulk system. It is laid in during the manufacturing process and is self-laminating to each skin during a continuous curing cycle.

Twin Joint Seal

Sections are equipped with bi-directional twin seals.

Durability



Steel Reinforcement Plate

Provides structural integrity and rigidity to each section. Insures solid attachment of hardware to each section.

Embossed Exterior Surface

The exterior skin is made of 26 ga. galvanized steel in ribbed design. The exterior surface is painted with a two-coat paint system.

Panel Design



Ribbed design

Surface Finish



Stucco

Section Arrangements & Additional Options

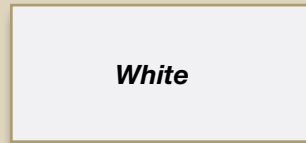
Section Arrangements

Door Height	No. of Sections
Up to 8'0"	4
8'9" to 10'0"	5
10'6" to 12'0"	6
12'3" to 14'0"	7
14'3" to 16'0"	8
16'3" to 18'0"	9
18'3" to 20'0"	10

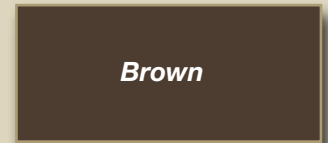
Additional Options

- Keyed locks
- Various track options
- Extended cycle springs 25k, 50k, 100k
- Chain hoist operation
- Full range of electric openers and safety devices

Colors



White



Brown

All colors shown as accurately as printing technology allows.

Window Options



Window 24" X 12" *Windows come with insulated glass as standard.

Window Arrangements

Door Width	Maximum No. of Windows
Up to 8' 2"	2
8' 3" to 12' 2"	3
12' 3" to 16' 2"	4
16' 3" to 18' 2"	5
18' 3" to 20' 2"	6
20' 3" to 23' 2"	7
23' 3" to 24' 2"	8

Optional Features



Flexible Top Seal

A flexible top seal is installed on the top section of the door and seals the door to the header.



Perimeter Jamb Seal

A bi-directional jamb seal is installed on the ends of each section.

AVAILABLE FROM:



Call us ► 1 877 OK HORMANN (1-877-654-6762)

Hörmann LLC, 5050 Baseline Road, Montgomery, Illinois 60538

Phone: 630-859-3000 Fax: 630-859-8122

Email: info@hormann.us www.hormann.us



Everything you've wanted in a commercial door, and more.

