



COMMERCIAL POLYURETHANE PRODUCTS

Industry-Leading Energy Efficiency and Engineering

HÖRMANN

Product Details

Steel Commercial Polyurethane Insulated Doors

WARRANTY INFORMATION



Door: 10 yr



Hardware: 1 yr

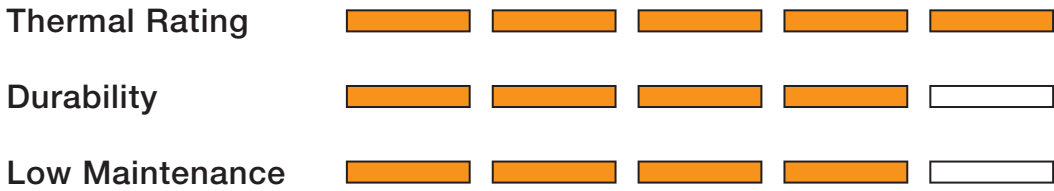


Springs: 1 yr


THERMAL RATING

<div style="border: 1px solid black; padding: 5px; display: inline-block;"> U </div>	<div style="border: 1px solid black; padding: 5px; display: inline-block;"> R </div>	<p>Note: A lower U-Factor number indicates a higher efficiency</p>
<p>0.21 (440U) 0.15 (450U)</p>	<p>15.7 (440U) 18.4 (450U)</p>	

- Steel Front and Back
- 5 Colors + Custom Color
- 1-1/2" (440U) or 2" (450U) Sections
- 3 Window Designs



440U and 450U panels are produced in microgroove design with stucco embossment.



440U and 450U panels are also produced in flush design with woodgrain embossment.

Window Design Options



- 1 24" X 6"
- 2 24" X 12"
- 3 Clear anodized full-view aluminum section

For the 440U and 450U, window frames (options 1 and 2) are available **standard** in black and **optional** in white, brown, sandstone, grey (to pair with silver metallic), and in custom color (Galaxy Paint System).

Full-view sections (option 3) may also be painted to match the door.



Galaxy Painted Microgroove with 2 Full View Aluminum Sections



Metallic Silver Microgroove with Full View Aluminum Section



Galaxy Painted Microgroove Without Windows



Galaxy Painted Microgroove with Full View Aluminum Section

Product Options

Commercial Polyurethane Insulated Doors - Unmatched Efficiency and Durability

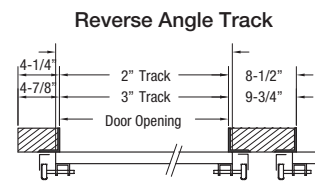
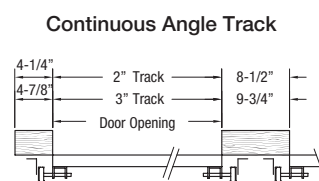
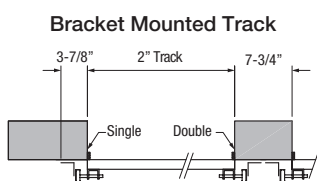
● = Standard
○ = Optional
— = Unavailable

Model	440U 1-1/2" Sections	450U 2" Sections
Maximum Size Range	20'-2" w x 20' h	26'-2" w x 20' h
R-Value	15.7	18.4
Design Options	Microgroove Flush	Microgroove Flush
Texture	Stucco: Microgroove Wood Grain: Flush	Stucco: Microgroove Wood Grain: Flush
Color Options		
White	●	●
Black	●	●
Mocha Brown	●	●
Sandstone	●	●
Metallic Silver	●	●
Galaxy Paint	●	●
Glass Options (in)		
24 x 6 or 24 x 12 Black Frames	●	●
24 x 6 or 24 x 12 White, Mocha Brown, Sandstone, Grey (to pair with Metallic Silver), or Custom Color (Galaxy Paint System) Frames	○	○
Clear Anodized or Color-Matched Full-View Aluminum Sections	○	○
Rope	●	●
Locks		
Slide Lock	●	●
T-Handle	○	○
Cylinder	○	○
Mini-Warehouse	○	○
Track Configuration		
Bracket Mount	●	●
Continuous or Reverse Angle (per weight and width rules)	○	○
Tapered Angle (2")	○	○
3" Track	○	○
Floor Seal		
Grey 3" Vinyl Floor Seal	●	●
Black 4" Vinyl Floor Seal (shipped separately)	○	○
Hardware		
14 ga. Hardware	●	●
11 ga. Hardware (end and center hinges) - Consult Factory	○	○

ADDITIONAL OPTIONS

- Epoxy painted track and hardware
- 13 ball bearing sealed rollers 2" & 3"
- Higher Cycle Spring options: (25K, 50K & 100k)
- Optional Weather Seals: Vinyl Door Stop, Reverse angle jamb seal, header seal and bottom astragal standard & oversized

Commercial Track Mounting Options



Typical Construction for Reverse Angle
Door Width = Door Opening Width + 2
(i.e. 8'2", 10'2", 16'2", 20'2" etc.)

HÖRMANN NORTH AMERICA




Sparta, TN - North American Headquarters / Sectional Doors

SIX PRODUCTION PLANTS, ONE FAMILY

As one of the world's leading manufacturers of door and dock systems, we're committed to providing the best quality, value, and selection. Whether residential, commercial or industrial, we have the solutions you're looking for. Each Hörmann product gives you the perfect array of benefits and options to satisfy your customers.



Puyallup, WA



Montgomery, IL



Oro-Medonte, ON Canada



Burgettstown, PA



Imperial, PA

USA

Toll Free: 800.365.3667
Email: info@hormann.us
Website: hormann.us

Canada

Toll Free: 866.792.9968
Email: info@hormann.ca
Website: hormann.ca

Mexico

Toll Free: 52 (81) 8308 7481
Email: info@hormann.com.mx
Website: hormann.mx



AVAILABLE FROM:



Follow us on social media

